



ErgoRay digital X-Ray Sensors

Available in sizes 1.0, 1.5, and 2.0

2 Year warranty, Lifetime Support, Free integration



121 Exchange Blvd.
Glendale Heights, IL

www.dentalsalesinc.com
(630) 629-6646

Lowest Operational Cost
over 5 years-No Fees = ROI

Minimal Purchase Investment
Free Installation and training
Free Lifetime remote support-Low cost to own
2-Yr Manufacturers Warranty-Built-in Durability
Optional 5-Yr **Unconditional** Accidental Breakage Policy

Integration with most
Modern Imaging Softwares


Reinforced USB connector for easy direct plug in
If needed, MADS DDS Imaging bridges to all Practice Management programs. MADS DDS Imaging works with ALL other Sensors, Scanners, and Pan/Cephs to improve workflow and reduce operational cost and staff learning.

Solid Construction for Durability
Backed up by a 2 Year Warranty

Built to last with Internal & External impact cushions
CsI (Caesium Iodide) scintillator for the best images
Reinforced Strain relief to prevent cable damage
Reinforced Kevlar cable and USB connector
CMOS sensor for extended durability
IP-68 Waterproof rated

Superb Image Quality


High Tissue Contrast resolution
High Spacial resolution from quality CMOS sensor
High Resolution of >25lpmm theoretical for sharp, defined lines
Built-In Electronic Noise and Artifact Reduction



Increased Patient Experience

Anatomical beveled corners for easy placement
Rounded edges for improved patient experience
Only 4.8 mm thick, Ray is the thinnest sensor

Built-in Durability



Patient Safety

low energy needed for sensor activation
helps to work within the A.L.A.R.A. principles
Large Range of Clinically Acceptable Exposure levels
= Less Retakes

Choice of Sizes

All Three sizes- #1/ #1.5/ #2 are available
Our 1.5 size (Universal) helps take FMX's in half the time,
increases production, reduces cost, and improves patient comfort



Accessories

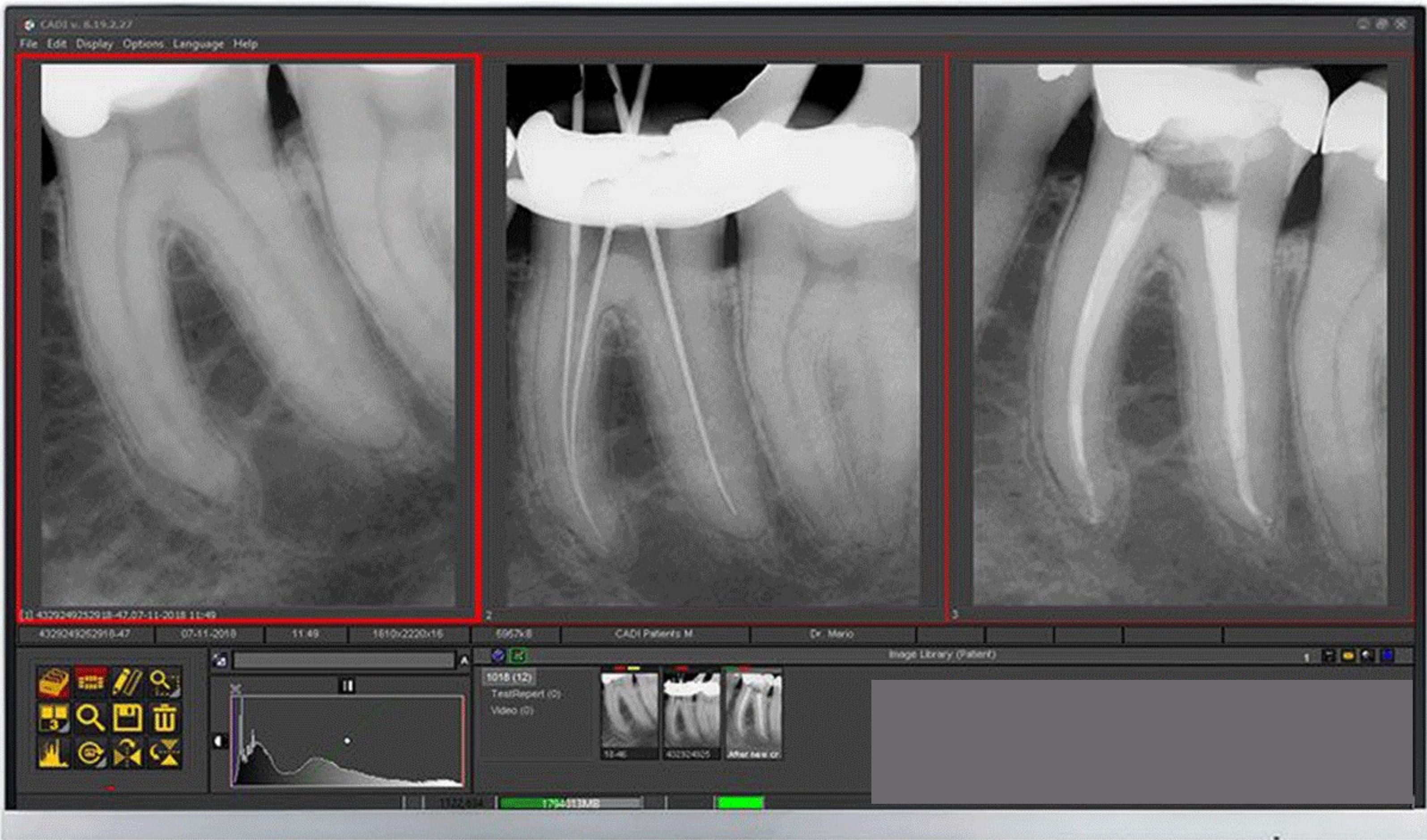
Custom molded Perfect Fit Bite Blocks
MADS Perfect Fit Alignment Ring and Rod kits
Perfect Fit Disposable sleeves (500Pk)

Size 2.0 dimensions	Approx 31.5 x 42.8 x 4.8 mm
Size 2.0 active area	Approx 26 x 36 mm
Size 1.5 dimensions	Approx 29.2 x 39.5 x 4.8 mm
Size 1.5 active area	Approx 24 x 33 mm
Size 1.0 dimensions	Approx 25.4 x 36.8 x 4.8 mm
Size 1.0 active area	Approx 20 x 30 mm
Sensor/lens type	CMOS/liquid lens CsI
Pixel pitch	Full=14.8 Binning Mode =29.6
A/D conversion	14 bit analog to 12 bit digital
Interface	Direct USB

Waterproof	Rated IP68
USB Cable	Approx 3M (9 8ft)
ErgoRay size #1.0	M01-410
ErgoRay size #1.5	M01-415
ErgoRay size #2.0	M01-420
Perfect Fit #1 Alignment Ring & Rod kit w/4 Bite blocks	M01-501
Perfect Fit #1.5 Alignment Ring & Rod kit w/4 Bite blocks	M01-515
Perfect Fit #2 Alignment Ring & Rod kit w/4 Bite blocks	M01-502
5 - Yr Accidental Damage Cover (Purchase with-in 30 days of sale)	M01-603
Contact your dealer for additional MADS imaging supplies	

Dealer Contact info

Contact your local
dealer for a free demo



Ask about our Open Platform Imaging Software



121 Exchange Blvd.
Glendale Heights, IL

www.dentalsalesinc.com
(630) 629-6646